

# Monthly Crime Report

## March 2025



Coeur d'Alene Police Department

**Submitted by: Crime Analysis**

**3818 Schreiber Way, Coeur d'Alene, ID 83815**

**April 8, 2025**

# March Crime Report 2025

**PURPOSE:** The purpose of this report is to provide an analysis of Coeur d'Alene crime for the month of March for calendar month and year to date.

- **Compstat Report for calendar month and year to date**
- **Arrest statistics for calendar month**
- **Calls for Service / Officer Activity for calendar month**
- **Compstat Monthly Map for calendar month**
- **Month-to-Month Comparison Maps Part 1 Crimes (Compstat Crimes) by calendar month**
- **Month-to-Month Comparison Field Interviews**

**DATA SOURCE:** The information used for this analysis was Summit / Spillman data compiled using CrimeView Mapping / Analysis and Crystal Report / Excel Statistical Charts.

**ADDITIONAL INFORMATION:** <https://communitycrimemap.com/map>

**This website is updated daily with calls/crimes occurring in Coeur d'Alene. The website also allows you to sign up for alerts for crimes occurring in your area, provide tips, and has an interactive map to assist in exploring geographically.**

**The statistics provided in this report are preliminary counts of the original police incident reports and may vary from the final UCR (Uniform Crime Reporting) statistics published by the FBI.**



# CompStat: Part 1 Crimes

## Part 1 Crimes - Monthly Analysis

Offense	Normal Range for March	March 2025	February 2025	Percent Change	Amount Change	Normal Range for April
Aggravated Assault	4-9	7	7	0%	0	4-14
Homicide	0-0	0	0	N/C	0	0-1
Rape	1-3	2	0	N/C	2	2-5
Robbery - Commercial	0-0	0	0	N/C	0	0-0
Robbery - Person	0-1	0	0	N/C	0	0-1
<b>Person Crime Totals</b>		<b>9</b>	<b>7</b>	<b>29%</b>	<b>2</b>	
Arson	0-2	0	0	N/C	0	0-1
Auto Burglary	7-24	6	5	20%	1	3-26
Burglary - Non Residential	0-3	2	0	N/C	2	0-2
Burglary - Residential	3-5	0	2	-100%	-2	3-6
Theft	28-40	15	19	-21%	-4	21-33
Vehicle Theft	1-3	0	2	-100%	-2	2-5
<b>Property Crime Total</b>		<b>23</b>	<b>28</b>	<b>-18%</b>	<b>-5</b>	
<b>Grand Total</b>		<b>32</b>	<b>35</b>	<b>-9%</b>	<b>-3</b>	

These statistics are preliminary counts of the original police incident reports and may vary from the final UCR (Uniform Crime Reporting) statistics published by the FBI.

**Aggravated Assaults (7):** Suspects in each case have been identified. Case Closures: 4 – Arrest/Warrant & 3 – Prosecution Declined.

**Rape (2):** Active investigations on both cases.

**Auto Burglaries (6):** Three of the six incidents reported their windows being smashed and purses/wallets taken. See the map for location information.

**Burglary – Non Residential (2):** Storage facility entered, golf cart and other tools taken. Unsecured construction site, tools taken.

**Theft (15):** Six of the 15 incidents were shoplifting. The remaining cases involved thefts from buildings that were open to the public or where the suspects had legal access. Closures: 2 – Arrests / 2 - Citations / 11 – Reports taken.



# CompStat: Part 1 & 2 Crimes YTD

## Coeur d'Alene Police: Part 1 Crimes

OFFENSE	Jan - Mar 2025	Jan - Mar 2024	% Chg
Aggravated Assault	20	17	18%
Arson	0	2	-100%
Auto Burglary	14	17	-18%
Burglary - Non Resid	3	4	-25%
Burglary - Resid	8	7	14%
Rape	3	7	-57%
Homicide	0	0	N/C
Robbery - Commercial	0	0	N/C
Robbery - Person	0	1	-100%
Theft	53	80	-34%
Vehicle Theft	3	7	-57%
<b>Part 1 Crimes Total</b>	<b>104</b>	<b>142</b>	<b>-26.76%</b>

### Part 1 Crimes YTD Comparison

2023 to 2025 – 36.97% Reduction	2018 to 2025 – 62.86% Reduction
2022 to 2025 – 42.22% Reduction	2017 to 2025 – 64.38% Reduction
2021 to 2025 – 50.48% Reduction	2016 to 2025 – 67.90% Reduction
2020 to 2025 – 53.57% Reduction	2015 to 2025 – 74.13% Reduction
2019 to 2025 – 46.39% Reduction	2014 to 2025 – 77.97% Reduction

## Coeur d'Alene Police: Calls for Service

Patrol	Jan - Mar 2025	Jan - Mar 2024	% Chg
Officer Initiated	4,962	3,333	48.87%
Citizen Initiated	8,271	7,835	5.56%
<b>Total</b>	<b>13,233</b>	<b>11,168</b>	<b>18.49%</b>

Officer Initiated Activity: Traffic stops, directed patrols, business checks, ped/bike checks & suspicious

Code Enforcement	Jan - Mar 2025	Jan - Mar 2024	% Chg
Self Initiated	356	371	-4.04%
Citizen Initiated	97	95	2.11%
<b>Total</b>	<b>453</b>	<b>466</b>	<b>-2.79%</b>

## Coeur d'Alene Police: Part 2 Crimes

OFFENSE	Jan - Mar 2025	Jan - Mar 2024	% Chg
Alcohol Offense	25	21	19%
Assault	127	113	12%
Child Abuse	18	23	-22%
Communications Off.	1	5	-80%
Conspiracy	1	2	-50%
CPOR/NCOV Violations	21	29	-28%
Custodial Interference	4	8	-50%
Disturbing the Peace	21	19	11%
Drugs	194	220	-12%
DUI	55	51	8%
Embezzlement	3	3	0%
False Info to LE	7	7	0%
Fraud/Forgery	8	40	-80%
Harassment	17	17	0%
Intimidation	14	18	-22%
Juvenile Problem	40	25	60%
Kidnapping	3	2	50%
Mail Tampering	0	2	-100%
Neglect (Elderly)	1	0	N/C
Obstructing	18	26	-31%
Pornography	13	7	86%
Recovered Stolen Prop.	3	6	-50%
Sex Offender Violation	5	18	-72%
Sex Offense	14	12	17%
Trespassing	12	18	-33%
Vandalism	35	61	-43%
Weapon Offense	10	8	25%
Other	7	4	75%
<b>Part 2 Crimes Total</b>	<b>677</b>	<b>765</b>	<b>-11.50%</b>

## Coeur d'Alene Police: Warrant Arrests

	Jan - Mar 2025	Jan - Mar 2024	% Chg
<b>Warrant Arrests</b>	<b>128</b>	<b>121</b>	<b>5.79%</b>



# Calls for Service / Officer Activity

## March 2025

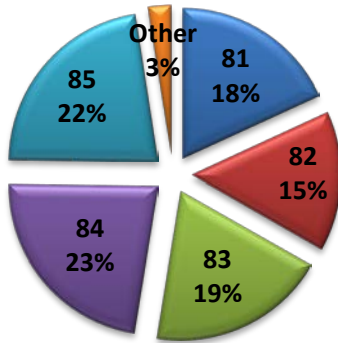
### Calls for Service by District

(Officer Initiated Activity Not Included)

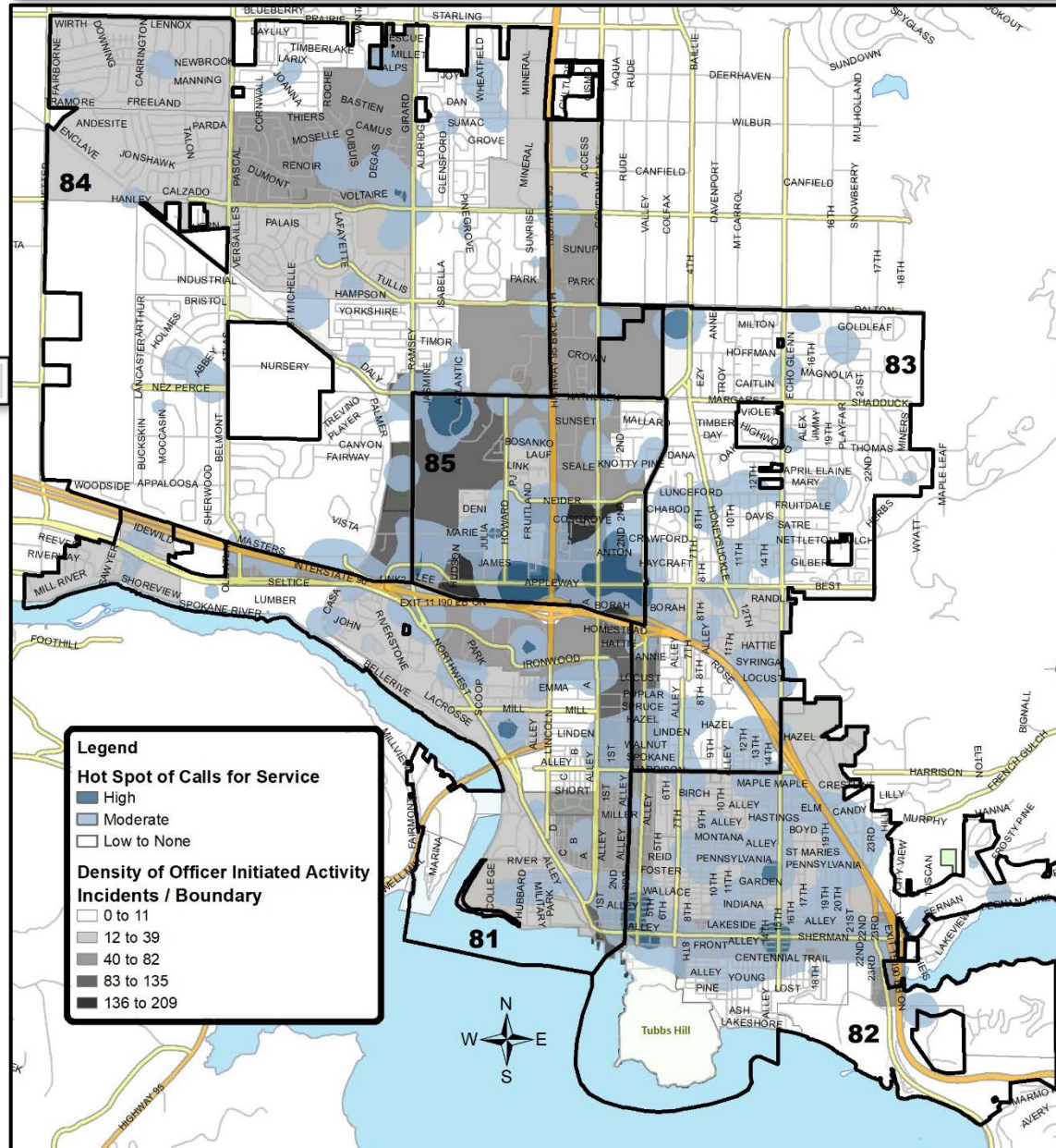
District	Count
81	536
82	447
83	570
84	670
85	659
Other	73
<b>Total</b>	<b>2955</b>

(Calls for Service in March 2024 - 2,784)

### Calls for service by District



### Calls for Service Hot Spots & Officer Initiated Activity by Neighborhood



**Legend**

**Hot Spot of Calls for Service**

- High
- Moderate
- Low to None

**Density of Officer Initiated Activity Incidents / Boundary**

- 0 to 11
- 12 to 39
- 40 to 82
- 83 to 135
- 136 to 209

### Officer Initiated Activity

#### Suspicious & Ped/Bike Checks by District

District	Count
81	46
82	54
83	18
84	20
85	53
Other	1
<b>Total</b>	<b>192</b>

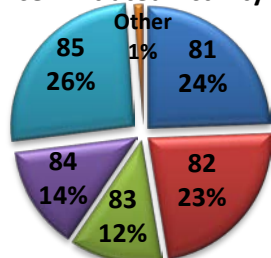
#### Directed Patrol by District

District	Count
81	31
82	65
83	15
84	98
85	12
Other	3
<b>Total</b>	<b>224</b>

#### Traffic Stops by District

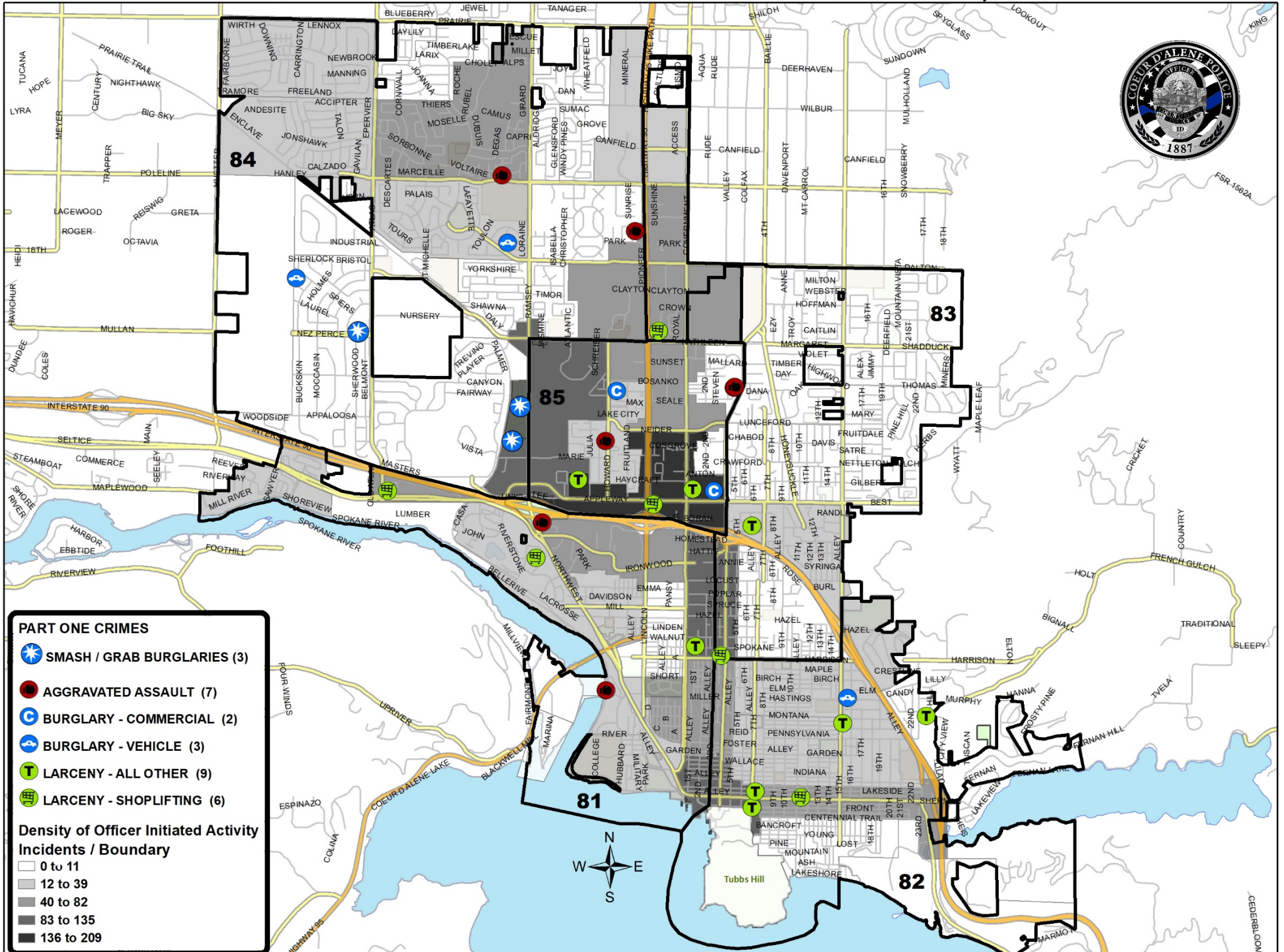
District	Count
81	291
82	227
83	150
84	86
85	325
Other	13
<b>Total</b>	<b>1092</b>

### Officer Initiated Activity by



\*Not included in chart:  
 Business Checks - 7  
 Community Engagement - 12  
 Code Violations - 172

# Coeur d'Alene Police Part One Crimes: March 1 - 31, 2025

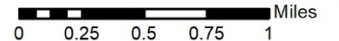


**PART ONE CRIMES**

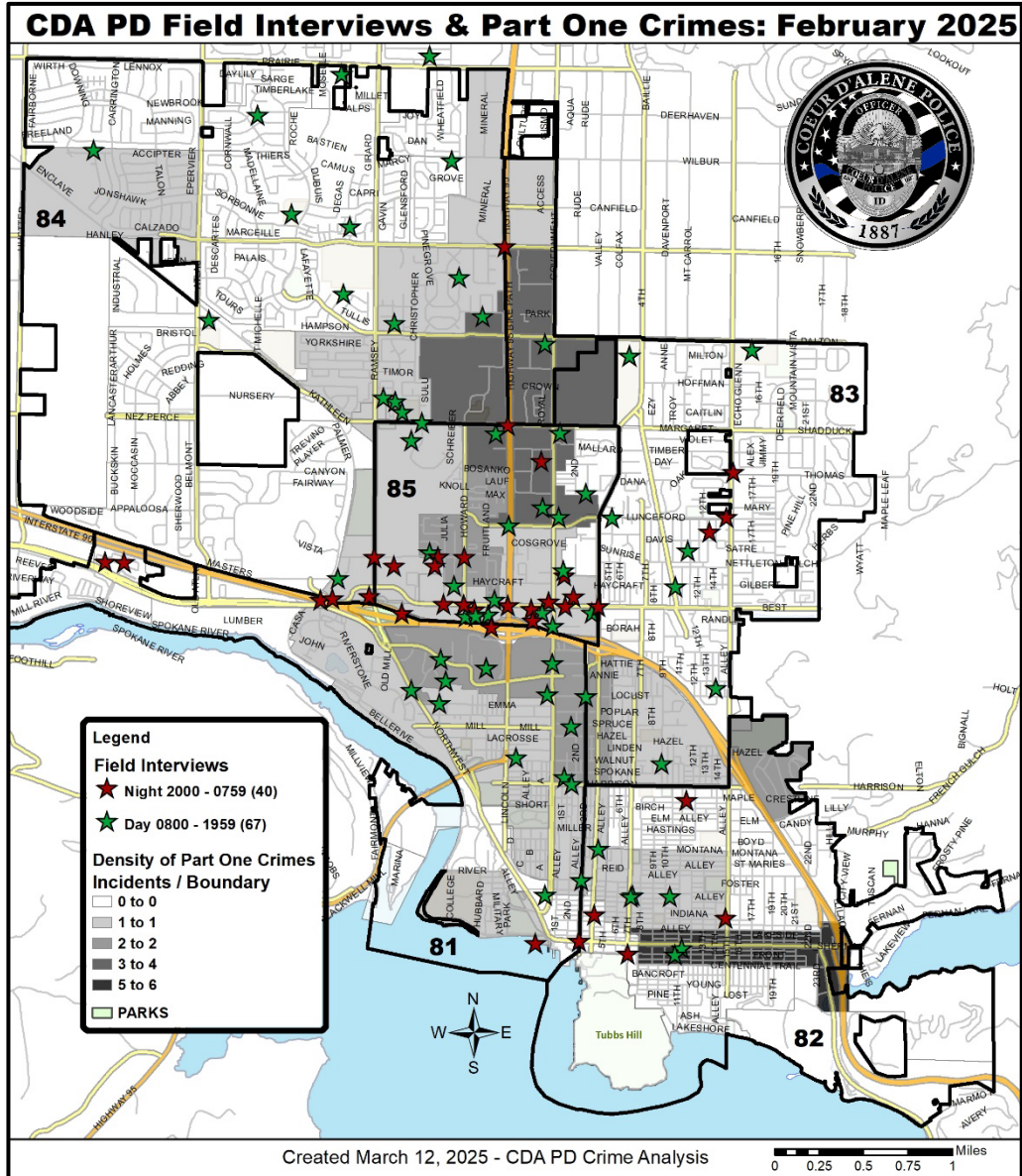
- SMASH / GRAB BURGLARIES (3)
- AGGRAVATED ASSAULT (7)
- BURGLARY - COMMERCIAL (2)
- BURGLARY - VEHICLE (3)
- LARCENY - ALL OTHER (9)
- LARCENY - SHOPLIFTING (6)

**Density of Officer Initiated Activity Incidents / Boundary**

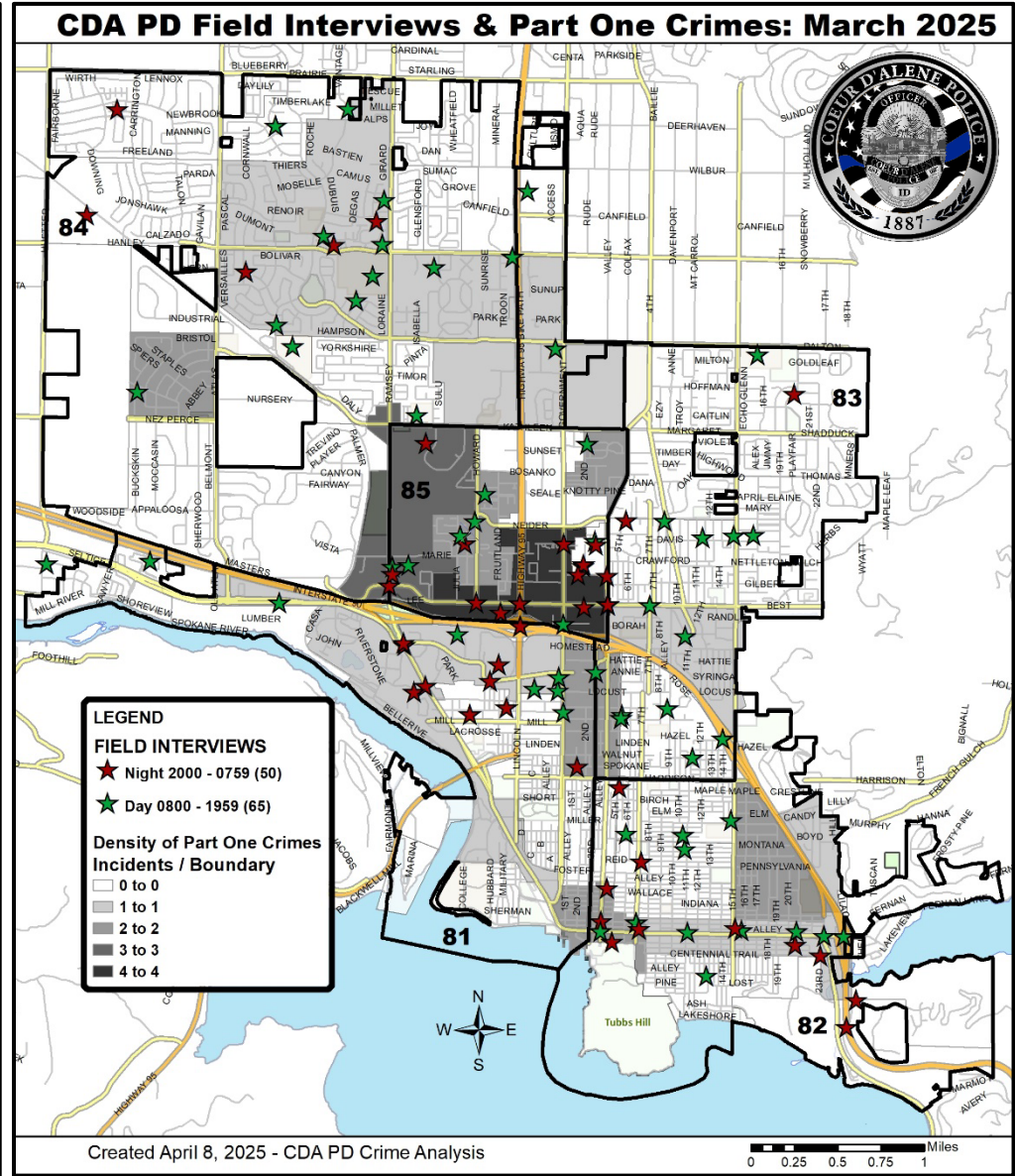
- 0 to 11
- 12 to 39
- 40 to 82
- 83 to 135
- 136 to 209



# CDA PD Monthly Comparison of Field Interviews with Density of Part One Crimes



**107 Field Interviews**



**115 Field Interviews**

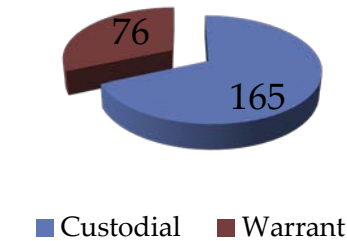


# Arrest Statistics for March 2025

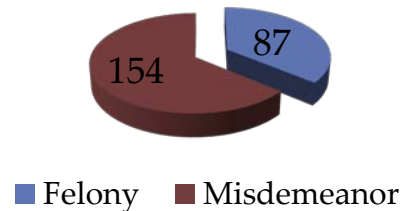
During the month of March there were 118 offenders booked by the Coeur d'Alene Police Department with a total of 241 charges.  
February statistics: 102 offenders and 179 charges.

<b>New Arrests</b>	<b>165</b>
Drug Possession, Under Influence or Frequenting (Misd.)	40
Drug Possession, Manufacture or Delivery (Felony)	34
DUI (Misd.)	14
Assault / Battery	14
Open Container - Alcohol	6
Arrests & Seizures-Resisting or Obstructing Officers	4
Burglary	4
Disorderly Conduct	4
Grand Theft	3
Probation / Parole Violation	3
Attempted Strangulation	3
Criminal Trespass	3
Drug Trafficking	2
Aggravated Assault / Battery	2
Petit Theft	2
Fail to Maintain Provide Proof of Insurance	2
Driving Without Privileges	2
Battery-against present or past official, judge, officer, jailer or correctional employee	2
Criminal Conspiracy	2
Weapon-Carry Concealed While Under the Influence	2
Domestic Assault / Battery	1
False Information to LE	1
Sex Offender Registration Violation	1
Resisting / Obstructing	1
Fail to Stop for Damage/Leaving the Scene - Accident	1
Consume or Possess an Open Container by Passenger	1
Border Patrol Hold	1
Correctional Facilities-Contraband Unlawfully Possessed, Introduced or Removed	1
Disturbing the Peace-Willfully Disturbs Neighborhood	1
False Imprisonment	1
No Contact Order Violation	1
Pedestrian-Under the Influence of Alcohol or Drugs	1
Property-Malicious Injury to Property	1
Sex Abuse/Child <16	1
Sexual Battery	1
Urination or Defecation in Public Prohibited	1
Weapon-Possessing Weapons or Firearms on School Property	1

**CDA PD Arrests  
Custodial vs. Warrant**



**CDA PD Arrests  
Felony vs. Misdemeanor**



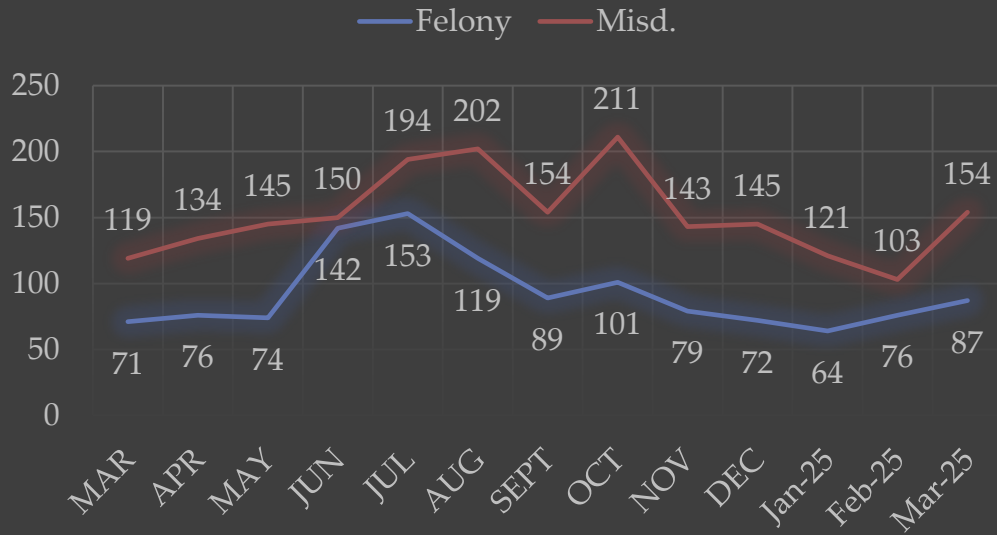
<b>Warrant Arrests</b>	<b>76</b>
Probation / Parole Violation	14
Drug Possession, Under Influence or Frequenting (Misd.)	9
Driving Without Privileges	6
Battery on Health Care Worker	5
DUI (Misd.)	4
Drug Possession, Manufacture or Delivery (Felony)	3
Assault / Battery	3
Arrests & Seizures-Resisting or Obstructing Officers	3
Fugitive from Justice	3
Protection Order Violation	2
Disturbing the Peace	2
Battery-Sexual	2
Burglary	2
Warrant of Detention	2
Open Container - Alcohol	1
Domestic Assault / Battery	1
Grand Theft	1
Petit Theft	1
Fail to Maintain Provide Proof of Insurance	1
Driver License - Fail to Carry	1
FTA on Driving w/Susp	1
Grand Theft	1
Perjury	1
Property-Malicious Injury to Property	1
Reckless Driving	1
Stalking in the First Degree	1
Telephone-Use to Annoy, Harass, Intimidate or Threaten	1
Trespass - Fail to Depart	1
US Marshal Hold	1
Weapon-Exhibition or Use of Deadly Weapon	1



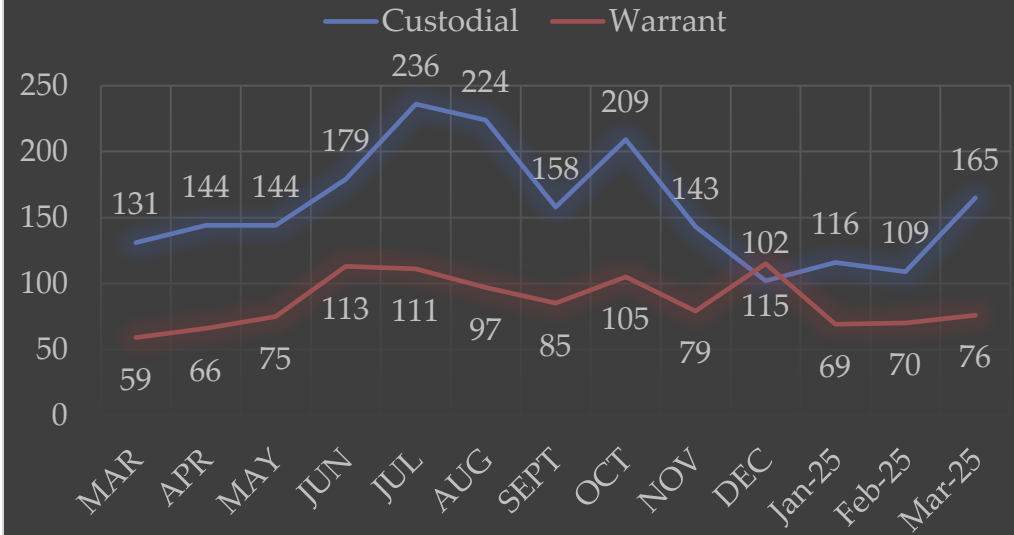


# Arrest Statistics – Previous 12 Months

## Felony vs. Misdemeanor Charges



## Custodial vs. Warrant



## Total Charges / Offenders Arrested

